

# XTE-SERIES



EXCITING MEMORIES ARE WAITING.

16 XTE Tiller • 16 XTE SC • 16 XTE SC Sport • 16 XTE • 16 XTE Sport • 18 XTE • 18 XTE Sport

# We do things a little differently.

## Is Legend Canadian?

Yes. We are a Canadian company. We live and play where you do. We understand boating in the unique Canadian wilderness. It's different here, and that's why each and every model is designed by Canadians and built for Canadians. From thicker aluminum to full stand-up tops, we make sure that Mother Nature is no match for your Legend.

## Are Legend boats built in Canada?

Yes and No. Our product developers seek out quality manufacturers throughout North America who can produce in the most cost effective way. By outsourcing component manufacturing and then performing all final assembly, sales, service, and warranty right here in Canada, we ensure that the end product is fit for the Great Canadian outdoors.

## It seems like everyone's warranty is pretty much the same. Is that the case?

Well, at first glance it appears that most companies are offering some sort of lifetime warranty, and it's easy to assume that all warranties are the same, but the devil is in the details. By details, we're talking about the fine print. Our **6 year WOWranty** combined with our **Lifetime** hull warranties give you the absolute best warranty coverage, bar none. Not only do we cover more stuff for longer, but the best part is that everything is taken care of right here in Canada.

## Someone told me Legend boats are underpowered. Is that true?

No. You can actually power your boat with the engine of your choice. Each Legend boat model is designed and packaged with a Mercury motor large enough to get you and a friend on the water to experience the boating lifestyle with minimal investment. We understand that everyone's boating needs are different, and that the packaged motor may not suit your needs. That's why we make it easy to choose the perfect Mercury outboard to power all of your on-water activities. So, whether you want to troll all day, bring the kids tubing, cruise with your family or pull two water skiers, we'll help you select the engine that's just right.

## Why do you only package your boats with Mercury outboards?

We partner exclusively with Mercury because of their proven quality, value, reliability, service and features. With the large number of clients we help onto the water each year in Canada, other outboard manufacturers would love us to package with their brand. Mercury appreciates our business so much, they offer us exclusive savings that we simply pass on to you. That's how we package with the oldest, largest, number one outboard engine brand at such an incredible price. On top of a great price, by purchasing a complete custom package you'll enjoy consistent performance and one-location servicing.

## We give you the most standard equipment

We've outfitted our boats with more equipment for less. Things that you would have to pay thousands of dollars extra for with other brands are simply part of our value-packed models. Many of our Legend packages have standard features like Dura-deck vinyl floors, automatic bilge pumps, and a bunch of other great stuff that is optional in other brands. When it comes to value, we're proud to say that nobody compares. We have more equipment for less than any other brand!

## You claim your quality is good but your prices are low. How is that possible?

You get what you pay for right? Well in most cases, yes. But at Legend, we never sacrifice quality in order to reduce cost. Our use of quality brand name products in our packages such as Shoreland'r trailers, MotorGuide trolling motors and Mercury outboards - the largest brands in boating - speak for themselves. To keep prices low, we build fewer models in higher volumes and package each model with the same popular features. By purchasing thousands of each component, such as full stand-up tops, fish finders and GPS', we can offer you unbelievably high quality at incredibly low prices. That's how we do it.



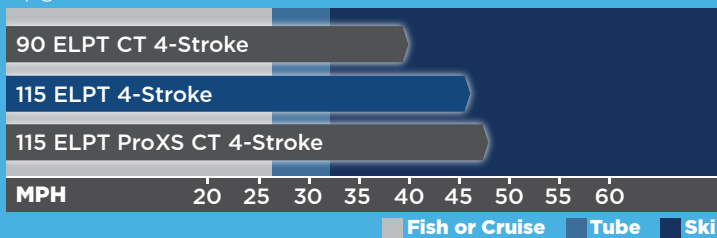


## Let us help you choose the Mercury motor that's right for you!

- 1** Decide on the performance you want and which activities interest you most: Fish, Cruise, Tube or Ski.
- 2** Each boat shows a list of motor choices with speeds, pricing and weekly payments.
- 3** Choose the motor that gives you the speed and performance you desire that overlaps the activities you want to enjoy.

### CHOOSE YOUR POWER

Upgrade from a 90 ELPT 4-Stroke to a:



# Legendary Strength

## Legend .100 Gauge Hull

While most aluminum boat companies use .058 to .090 gauge thickness on comparable models, our .100 gauge hulls are up to 73% thicker! With a super-thick .100 Gauge seamless hull bottom, your Legend boat will last longer with no potential for centre-seam leaks. While our .100 Gauge hulls provide unmatched thickness, our use of 5052 H34 cold-rolled aluminum provides the best combination of flexibility and strength.



## All-Welded Series Construction

### All-Welded Series Transferrable Warranty

Every Legend All-Welded Series model carries our industry-leading Leakproof for Life Warranty. It is remarkably simple: it covers the entire structure of the hull against leaks through the hull for as long as you own the boat

### Intelliflex Hull Construction

Flexes and adapts to the water by dissipating energy from waves evenly throughout the hull, eliminating any chance of problem areas developing over time.

### Injected Level Floatation


Not only will every Legend float even when filled with water, the injected foam creates a solid sub-floor bond that strengthens the boat and provides a silky smooth and quiet ride. Foam is injected halfway up the side-wall for extreme strength. Knock on it and see!

### 2-Piece Hull with No Side Seams

Eliminates a common weak area that causes side seam leaking on other welded boats.

### Exclusive Comfort Ride Deep-V hull

Provides a dry, smooth and comfortable ride each and every time in all conditions provided by our sharply angled bow, deep V and reverse chines.




### Interlocking Bow Ribs

Overlap the front torsion system, eliminating a common weak point on most other aluminum boats.




### Solid Locking Extrusions

Hold each thick hull piece into a solid center for unmatched durability. The center extrusion is over one inch thick providing an extremely solid 1,054 gauge impact zone. This means over 5 times the protection of double plated hulls.



### Torsion Beam Energy Transfer System

Provides your boat with necessary flexing, while remaining light and strong.



### Thick Lifetime Decking

With a Lifetime Warranty against rotting or warping and delamination. A thicker floor with 7 individually treated layers means a stronger boat.



### Reverse Angled Chines

Are bottom side edges that angle downward to create lift in the back for faster planing and increased stability.



### THE SMOOTHEST OF RIDES

Whoever you decide to take with you on the water, you'll all be dry and comfortable thanks to Legend's sharply angled bow, deep-V and reverse chine. Smooth sailing all the way!



### CASTING SPACE

From bow to stern, the XTE offers tremendous amounts of casting space for you and your friends and family.



### SAFE, LOCKABLE STORAGE

Side storage compartment that runs the entire length of the cockpit to keep everything from your rods to extra gear locked up and safe.



### FULLY AERATE LIVEWELL

Every XTE comes standard with an aerated, tournament-size livewell, complete with separate bait bucket.



### 50/50 SPLIT CONVERTA-BENCH

Sport models offer the EZ-Flip 50/50 Split Extenda-Deck Converta-Bench, providing ample seating. Converts in seconds to a larger rear casting area.



### ERGOMAX SEATS

These 360° swivel seats are ergonomically designed to deliver maximum support so you can fish comfortably all day long.

## WE'VE GOT YOU COVERED

**.100**  
GAUGE

**.100 Gauge**  
Perfect-Flex Aluminum



**All-Welded**  
Aluminum Hull



**Leakproof**  
For Life Warranty

**6YR**

**6-Year**  
WOWranty



XTE-SERIES

# 16 XTE TILLER

With Mercury 40 ELHPT 4-Stroke Tiller and Glide-on Trailer



**SCAN THE QR CODE**

with your mobile phone camera for your

**ALL-IN  
PRICE**

NO EXTRA FEES\*



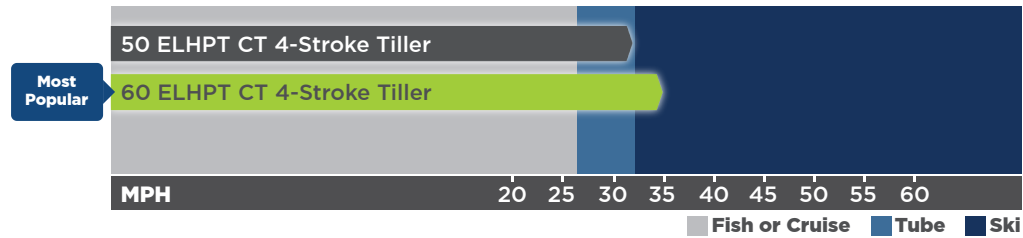
Convenient rod holders can be found at both the bow and the stern.



All the control and power you want in a tiller model.

## CHOOSE YOUR POWER

Upgrade from a 40 ELHPT 4-Stroke Tiller



## SPECIFICATIONS

Length	16'6"	Beam	82"
Hull Depth	37"	Inside Depth	25"
Aluminum Thickness	0.100	Maximum Horsepower	60
Maximum Capacity	1393 lbs	Bottom Width	69"
Package Length	18'4"	Package Width	82"
Towing Weight	1580 lbs	Fuel Capacity	Portable

## TAKE A CLOSER LOOK

These details are what make the **Legend Difference**



Bimini top available (#BTB-90).



Lockable side storage fits rods up to 7'



Enjoy a tournament-sized livewell with separate bait bucket.



Illuminated switches are visible and always within reach.



Find the best fishing spots with your fish and depth finder.



Pre-wired for optional trolling motor, available for as little as.

### WE'VE GOT YOU COVERED

**.100**  
GAUGE

**.100 Gauge**  
Perfect-Flex Aluminum



**All-Welded**  
Aluminum Hull



**Leakproof**  
For Life Warranty



**6YR**

**6-Year**  
WOWranty

## STANDARD FEATURES - ALWAYS INCLUDED

### ADDITIONAL FEATURES

- 5 Mooring Cleats or Handles
- Removable navigation and anchor lights
- Pre-wired for 12V electric trolling motor
- Portable fuel tank
- Automatic bilge pump

### DECKS AND STORAGE

- Large front casting deck w/ oversized storage
- Large rear casting deck w/ seat mount and storage
- Starboard integral lockable rod box - 7'
- Perko T-handle flush locks and under rear seat storage
- Rear battery storage area
- 5 drink holders

### SEATING

- 4 on the floor seat base configuration
- Removable ErgoMax swivel chairs - 3

### LIVEWELL(S)

- Bow livewell - Aerated - 114 L
- Integrated bait bucket
- Threaded Sure-Lock stand pipe w/ overflow protection

### CONSTRUCTION

- 10° Deep-V hull w/ reverse chines
- Injected and level foam floatation
- Stainless Steel transom and bow eyes
- Treated 7-ply marine-grade plywood floor and decks
- EZ-clean Dura-Deck vinyl floor
- Large and practical slip-resistant side decks
- 3M highly reflective safety striping on Legend name
- Torsion beam energy transfer system
- .100 gauge super-thick two-piece alum. hull construction

## PREFERRED EQUIPMENT PACKAGE

These features are typically optional on most comparable models, but come standard for you to enjoy on the 16 XTE TILLER.

	INCLUDED:
SPACE-SAVING TRAILER SWING TONGUE	✓
4" FISH/DEPTH FINDER	✓
EZ-LOAD TRAILER GUIDES	✓
BIG WHEEL BACKSAVER JACK AND DOLLY	✓
2 DELUXE ROD HOLDERS	✓
LEGEND QUICK LATCH TIE DOWNS	✓

**For a Limited Time...You Pay: \$0.**



Add a MinnKota PowerDrive Trolling Motor



Add a MinnKota Terrova Trolling Motor

Looking for more information? See: Family and Fishing Boats Accessories | PG 67

Visit [legendboats.com](http://legendboats.com)  
TO SEE IT **UP CLOSE**



**XTE-SERIES**  
**16 XTE SC**


With Mercury 40 ELPT 4-Stroke and Glide-on Trailer



**SCAN THE QR CODE**

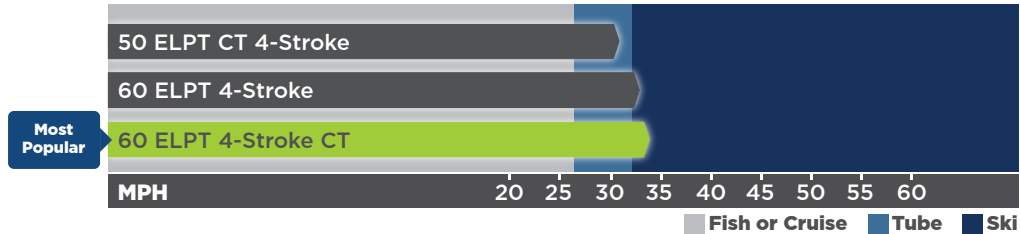
with your mobile phone camera for your

**ALL-IN PRICE**  
NO EXTRA FEES\*



**CHOOSE YOUR POWER**

Upgrade from a 40 ELPT 4-Stroke



**SPECIFICATIONS**

Length	16'6"	Beam	82"
Hull Depth	37"	Inside Depth	25"
Aluminum Thickness	0.100	Maximum Horsepower	90
Maximum Capacity	1393 lbs	Bottom Width	69"
Package Length	18'4"	Package Width	82"
Towing Weight	1690 lbs	Fuel Capacity	Portable

Fish comfortably from either the bow or the stern with easily movable 360° swivel ErgoMax seats.

## TAKE A CLOSER LOOK

These details are what make the **Legend Difference**



Bimini top available (#BTB-90).



Massive bow casting deck with tons of storage for all your gear and more.



Enjoy a tournament-sized livewell with separate bait bucket.



Bluetooth stereo, fish/depth finder, and illuminated gauges and switches.



Lockable side storage fits rods up to 7'



Bow storage. More at the stern, and throughout.

### WE'VE GOT YOU COVERED

**.100**  
GAUGE

**.100 Gauge**  
Perfect-Flex Aluminum



**All-Welded**  
Aluminum Hull



**Leakproof**  
For Life Warranty



**6YR**

**6-Year**  
WOWranty

## STANDARD FEATURES - ALWAYS INCLUDED

### ADDITIONAL FEATURES

- 5 Mooring Cleats or Handles
- Removable navigation and anchor lights
- Pre-wired for 12V electric trolling motor
- Portable fuel tank
- Automatic bilge pump

### DECKS AND STORAGE

- Large front casting deck w/ oversized storage
- Large rear casting deck w/ seat mount and storage
- Starboard integral lockable rod box - 7'
- Perko T-handle flush locks and under rear seat storage
- Rear battery storage area
- 5 drink holders

### SEATING

- 4 on the floor seat base configuration
- Removable ErgoMax swivel chairs - 3

### LIVEWELL(S)

- Bow livewell - Aerated - 114 L
- Integrated bait bucket
- Threaded Sure-Lock stand pipe w/ overflow protection

### CONSOLE

- Deluxe Full-Vu console w/ woodgrain dash panels
- Chrome-bezeled and backlit speedometer and tachometer
- EZ-reset circuit breakers, switches and gauges

### CONSTRUCTION

- 10° Deep-V hull w/ reverse chines
- Injected and level foam floatation
- Stainless Steel transom and bow eyes
- Treated 7-ply marine-grade plywood floor and decks
- EZ-clean Dura-Deck vinyl floor
- Large and practical slip-resistant side decks
- 3M highly reflective safety striping on Legend name
- Torsion beam energy transfer system
- .100 gauge super-thick two-piece alum. hull construction

## PREFERRED EQUIPMENT PACKAGE

These features are typically optional on most comparable models, but come standard for you to enjoy on the 16 XTE SC.

	INCLUDED:
SPACE-SAVING TRAILER SWING TONGUE	✓
4" FISH/DEPTH FINDER	✓
EZ-LOAD TRAILER GUIDES	✓
DRIVER'S SEAT SLIDER	✓
12 VOLT POWER OUTLET	✓
BIG WHEEL BACKSAVER JACK AND DOLLY	✓
2 DELUXE ROD HOLDERS	✓
LEGEND QUICK LATCH TIE DOWNS	✓

**For a Limited Time...You Pay: \$0.**



Add a MinnKota PowerDrive Trolling Motor



Add a MinnKota Terrova Trolling Motor

Looking for more information? See: Family and Fishing Boats Accessories | PG 67

Visit [legendboats.com](http://legendboats.com)  
TO SEE IT **UP CLOSE**



XTE-SERIES

# 16 XTE SC SPORT

With Mercury 40 ELPT 4-Stroke and Glide-on Trailer



SCAN THE QR CODE

with your mobile phone camera for your

**ALL-IN  
PRICE**

NO EXTRA FEES\*



## 50/50 SPLIT CONVERTA-BENCH



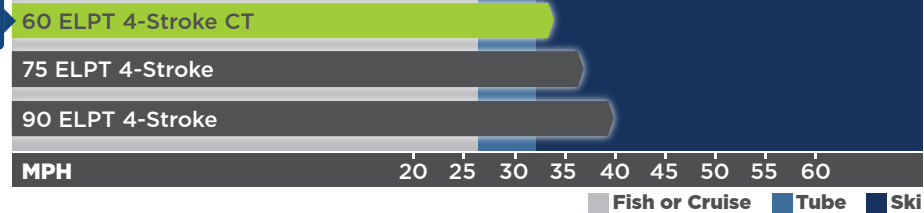
The EZ-Flip 50/50 Split Extenda-Deck Converta-Bench provides ample seating. It flips easily in seconds into a large rear casting deck for optimal space.

## CHOOSE YOUR POWER

Upgrade from a 40 ELPT 4-Stroke



Most Popular



## SPECIFICATIONS

Length	16'6"	Beam	82"
Hull Depth	37"	Inside Depth	25"
Aluminum Thickness	0.100	Maximum Horsepower	90
Maximum Capacity	1393 lbs	Bottom Width	69"
Package Length	18'4"	Package Width	82"
Towing Weight	1730 lbs	Fuel Capacity	Portable

## TAKE A CLOSER LOOK

These details are what make the **Legend Difference**



Tournament-sized livewell with separate bait bucket.



Bluetooth stereo, fish/depth finder, and illuminated gauges and switches.



Pre-wired for optional trolling motor, available for as little as.



Aft swim platform for easy boarding.



Convenient rod holders at the bow and stern.



Bimini top available (#BTB-90).

### WE'VE GOT YOU COVERED

**.100**  
GAUGE

**.100 Gauge**  
Perfect-Flex Aluminum



**All-Welded**  
Aluminum Hull



**Leakproof**  
For Life Warranty



**6YR**

**6-Year**  
WOWranty

## STANDARD FEATURES - ALWAYS INCLUDED

### ADDITIONAL FEATURES

- 5 Mooring Cleats or Handles
- Removable navigation and anchor lights
- Pre-wired for 12V electric trolling motor
- Portable fuel tank
- Automatic bilge pump

### DECKS AND STORAGE

- Large front casting deck w/ oversized storage
- Large rear casting deck w/ seat mount and storage
- Starboard integral lockable rod box - 7'
- Perko T-handle flush locks and under rear seat storage
- Rear battery storage area
- 5 drink holders

### SEATING

- Legend EZ-Flip Extenda-Deck Converta-Bench
- 4 on the floor seat base configuration
- Removable ErgoMax swivel chairs - 2

### LIVEWELL(S)

- Bow livewell - Aerated - 114 L
- Integrated bait bucket
- Threaded Sure-Lock stand pipe w/ overflow protection

### CONSOLE

- Deluxe Full-Vu console w/ woodgrain dash panels
- Chrome-bezeled and backlit speedometer and tachometer
- EZ-reset circuit breakers, switches and gauges

### CONSTRUCTION

- 10° Deep-V hull w/ reverse chines
- Injected and level foam floatation
- Stainless Steel transom and bow eyes
- Treated 7-ply marine-grade plywood floor and decks
- EZ-clean Dura-Deck vinyl floor
- Large and practical slip-resistant side decks
- 3M highly reflective safety striping on Legend name
- Torsion beam energy transfer system
- .100 gauge super-thick two-piece alum. hull construction

## PREFERRED EQUIPMENT PACKAGE

These features are typically optional on most comparable models, but come standard for you to enjoy on the 16 XTE SC SPORT.

INCLUDED:

SPACE-SAVING TRAILER SWING TONGUE



SWIM PLATFORM W/ FOLD DOWN STEP



4" FISH/DEPTH FINDER



EZ-LOAD TRAILER GUIDES



DRIVER'S SEAT SLIDER



12 VOLT POWER OUTLET



BIG WHEEL BACKSAVER JACK AND DOLLY



2 DELUXE ROD HOLDERS



LEGEND QUICK LATCH TIE DOWNS



**For a Limited Time...You Pay: \$0.**



Add a MinnKota PowerDrive Trolling Motor



Add a MinnKota Terrova Trolling Motor

Looking for more information? See: Family and Fishing Boats Accessories | PG 67

Visit [legendboats.com](http://legendboats.com)  
TO SEE IT **UP CLOSE**



**XTE-SERIES**  
**16 XTE**

With Mercury 40 ELPT 4-Stroke and Glide-on Trailer




**SCAN THE QR CODE**

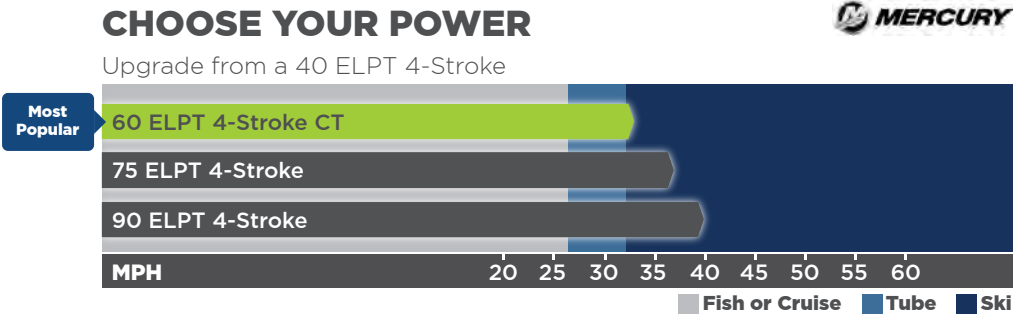
with your mobile phone camera for your

**ALL-IN  
PRICE**

NO EXTRA FEES\*



With huge front and rear decks, lots of floor space, rod storage, and a big livewell with a spot for your bait, the fish will be praying for rain. Little do they know that with its full windshield and available full top, not even the weather can stop you in your 16 XTE.



### SPECIFICATIONS

Length	16'6"	Beam	82"
Hull Depth	37"	Inside Depth	25"
Aluminum Thickness	0.100	Maximum Horsepower	90
Maximum Capacity	1393 lbs	Bottom Width	69"
Package Length	18'4"	Package Width	82"
Towing Weight	1900 lbs	Fuel Capacity	Portable

## TAKE A CLOSER LOOK

These details are what make the **Legend Difference**



Full top available (#FTBC-16X).



Massive bow casting deck with tons of storage for all your gear and more.



Passenger console with extra large glove compartment



Enjoy a tournament-sized livewell with separate bait bucket.



Lockable side storage fits rods up to 7'



Convenient rod holders at the bow and stern.

### WE'VE GOT YOU COVERED

**.100**  
GAUGE

**.100 Gauge**  
Perfect-Flex Aluminum



**All-Welded**  
Aluminum Hull



**Leakproof**  
For Life Warranty



**6YR**

**6-Year**  
WOWranty

## STANDARD FEATURES - ALWAYS INCLUDED

### ADDITIONAL FEATURES

- 5 Mooring Cleats or Handles
- Removable navigation and anchor lights
- Pre-wired for 12V electric trolling motor
- Portable fuel tank
- Automatic bilge pump

### DECKS AND STORAGE

- Large front casting deck w/ oversized storage
- Large rear casting deck w/ seat mount and storage
- Starboard integral lockable rod box - 7'
- Perko T-handle flush locks and under rear seat storage
- Rear battery storage area
- 5 drink holders

### SEATING

- Removable ErgoMax swivel chairs - 3

### LIVEWELL(S)

- Bow livewell - Aerated - 114 L
- Integrated bait bucket
- Threaded Sure-Lock stand pipe w/ overflow protection

### CONSOLE

- Deluxe Full-Vu console w/ woodgrain dash panels
- Deluxe passenger console w/ extra-large glove box
- Chrome-bezeled and backlit speedometer and tachometer
- EZ-reset circuit breakers, switches and gauges
- High profile clear-curved walk-through windshield

### CONSTRUCTION

- 10° Deep-V hull w/ reverse chines
- Injected and level foam floatation
- Stainless Steel transom and bow eyes
- Treated 7-ply marine-grade plywood floor and decks
- EZ-clean Dura-Deck vinyl floor
- Large and practical slip-resistant side decks
- 3M highly reflective safety striping on Legend name
- Torsion beam energy transfer system
- .100 gauge super-thick two-piece alum. hull construction

## PREFERRED EQUIPMENT PACKAGE

These features are typically optional on most comparable models, but come standard for you to enjoy on the 16 XTE.

	INCLUDED:
SPACE-SAVING TRAILER SWING TONGUE	✓
4" FISH/DEPTH FINDER	✓
EZ-LOAD TRAILER GUIDES	✓
DRIVER'S SEAT SLIDER	✓
12 VOLT POWER OUTLET	✓
BIG WHEEL BACKSAVER JACK AND DOLLY	✓
2 DELUXE ROD HOLDERS	✓
LEGEND QUICK LATCH TIE DOWNS	✓

**For a Limited Time...You Pay: \$0.**



Add a MinnKota PowerDrive Trolling Motor



Add a MinnKota Terrova Trolling Motor

Looking for more information? See: Family and Fishing Boats Accessories | PG 67

Visit [legendboats.com](http://legendboats.com)  
**TO SEE IT UP CLOSE**



XTE-SERIES

# 16 XTE SPORT

With Mercury 40 ELPT 4-Stroke and Glide-on Trailer



SCAN THE QR CODE

with your mobile phone camera for your

**ALL-IN  
PRICE**

NO EXTRA FEES\*



## 50/50 SPLIT CONVERTA-BENCH



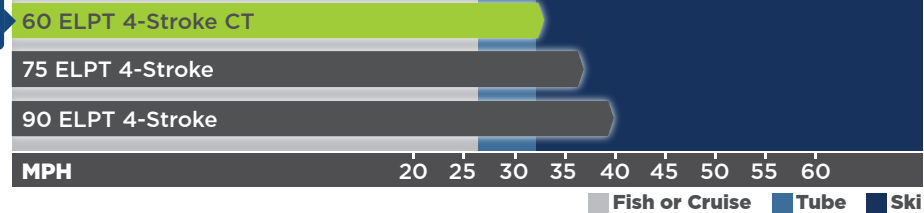
The EZ-Flip 50/50 Split Extenda-Deck Converta-Bench provides ample seating. It flips easily in seconds into a large rear casting deck for optimal space.

## CHOOSE YOUR POWER

Upgrade from a 40 ELPT 4-Stroke



Most Popular



## SPECIFICATIONS

Length	16'6"	Beam	82"
Hull Depth	37"	Inside Depth	25"
Aluminum Thickness	0.100	Maximum Horsepower	90
Maximum Capacity	1393 lbs	Bottom Width	69"
Package Length	18'4"	Package Width	82"
Towing Weight	1920 lbs	Fuel Capacity	Portable

## TAKE A CLOSER LOOK

These details are what make the **Legend Difference**



Full stand-up all-weather top extends your boating season.



Pre-wired for optional trolling motor, available for as little as.



Lockable side storage fits rods up to 7'



Enjoy a tournament-sized livewell with separate bait bucket.



Bluetooth stereo, GPS fish/depth finder, and illuminated gauges and switches.



Aft swim platform for easy boarding.

### WE'VE GOT YOU COVERED

**.100**  
GAUGE

**.100 Gauge**  
Perfect-Flex Aluminum



**All-Welded**  
Aluminum Hull



**Leakproof**  
For Life Warranty



**6YR**

**6-Year**  
WOWranty

## STANDARD FEATURES - ALWAYS INCLUDED

### ADDITIONAL FEATURES

- 5 Mooring Cleats or Handles
- Removable navigation and anchor lights
- Pre-wired for 12V electric trolling motor
- Portable fuel tank
- Automatic bilge pump

### DECKS AND STORAGE

- Large front casting deck w/ oversized storage
- Large rear casting deck w/ seat mount and storage
- Starboard integral lockable rod box - 7'
- Perko T-handle flush locks and under rear seat storage
- Rear battery storage area
- 5 drink holders

### SEATING

- Legend EZ-Flip Extenda-Deck Converta-Bench
- 4 on the floor seat base configuration
- Removable ErgoMax swivel chairs - 2

### LIVEWELL(S)

- Bow livewell - Aerated - 114 L
- Integrated bait bucket
- Threaded Sure-Lock stand pipe w/ overflow protection

### CONSOLE

- Deluxe Full-Vu console w/ woodgrain dash panels
- Deluxe passenger console w/ extra-large glove box
- Chrome-bezeled and backlit speedometer and tachometer
- EZ-reset circuit breakers, switches and gauges
- High profile clear-curved walk-through windshield

### CONSTRUCTION

- 10° Deep-V hull w/ reverse chines
- Injected and level foam floatation
- Stainless Steel transom and bow eyes
- Treated 7-ply marine-grade plywood floor and decks
- EZ-clean Dura-Deck vinyl floor
- Large and practical slip-resistant side decks
- 3M highly reflective safety striping on Legend name
- Torsion beam energy transfer system
- .100 gauge super-thick two-piece alum. hull construction

## PREFERRED EQUIPMENT PACKAGE

These features are typically optional on most comparable models, but come standard for you to enjoy on the 16 XTE SPORT.

INCLUDED:

FULL STAND-UP ALL-WEATHER TOP



SPACE-SAVING TRAILER SWING TONGUE



SWIM PLATFORM W/ FOLD DOWN STEP



4" FISH/DEPTH FINDER



EZ-LOAD TRAILER GUIDES



DRIVER'S SEAT SLIDER



12 VOLT POWER OUTLET



BIG WHEEL BACKSAVER JACK AND DOLLY



2 DELUXE ROD HOLDERS



LEGEND QUICK LATCH TIE DOWNS



**For a Limited Time...You Pay: \$0.**



Add a MinnKota PowerDrive Trolling Motor



Add a MinnKota Terrova Trolling Motor

Looking for more information? See: Family and Fishing Boats Accessories | PG 67

Visit [legendboats.com](http://legendboats.com)  
TO SEE IT **UP CLOSE**



XTE-SERIES  
**18 XTE**

With Mercury 90 ELPT 4-Stroke and Glide-on Trailer



**SCAN THE QR CODE**

with your mobile phone camera for your

**ALL-IN  
PRICE**

NO EXTRA FEES\*

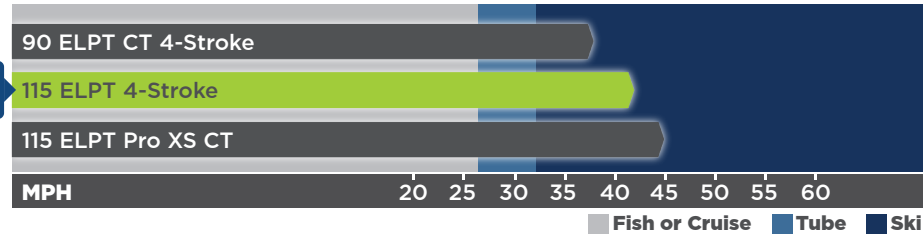


**CHOOSE YOUR POWER**

Upgrade from a 90 ELPT 4-Stroke



Most Popular



**SPECIFICATIONS**

Length	17'6"	Beam	90"
Hull Depth	41"	Inside Depth	26"
Aluminum Thickness	0.100	Maximum Horsepower	150
Maximum Capacity	1744 lbs	Bottom Width	76"
Package Length	19'9"	Package Width	92"
Towing Weight	2534 lbs	Fuel Capacity	95 L

## TAKE A CLOSER LOOK

These details are what make the **Legend Difference**



Full stand-up all-weather top extends your boating season (#FTBC-18XT).



Enjoy a tournament-sized livewell with separate bait bucket.



Bluetooth stereo, fish/depth finder, and illuminated gauges and switches.



Massive bow casting deck with tons of storage for all your gear and more.



Convenient rod holders at both the bow and the stern.



Pre-wired for optional trolling motor, available for as little as.

### WE'VE GOT YOU COVERED

**.100**  
GAUGE

**.100 Gauge**  
Perfect-Flex Aluminum



**All-Welded**  
Aluminum Hull



**Leakproof**  
For Life Warranty



**6YR**

**6-Year**  
WOWranty

## STANDARD FEATURES - ALWAYS INCLUDED

### ADDITIONAL FEATURES

- 6 Mooring Cleats or Handles
- Removable navigation and anchor lights
- Pre-wired for 12/24V electric trolling motor
- Automatic bilge pump
- Built-in under-floor fuel tank - 95 L

### DECKS AND STORAGE

- Large front casting deck w/ oversized storage
- Large rear casting deck w/ dual seat mounts and storage
- Port and starboard integral lockable rod boxes - 9'
- Lockable in-floor rod locker w/ tube holders for 6 rods
- Perko T-handle flush locks and under rear seat storage
- Rear battery storage area
- 6 drink holders

### SEATING

- 4 on the floor seat base configuration
- Removable ErgoMax swivel chairs - 3

### LIVEWELL(S)

- Bow livewell - Aerated - 114 L
- Integrated bait bucket
- Threaded Sure-Lock stand pipe w/ overflow protection

### CONSOLE

- Deluxe Full-Vu console w/ woodgrain dash panels
- Deluxe passenger console w/ extra-large glove box
- Chrome-bezeled and backlit speedometer and tachometer
- EZ-reset circuit breakers, switches and gauges
- High profile clear-curved walk-through windshield

### CONSTRUCTION

- .100 gauge aluminum hull and bow rib construction
- 17° Deep-V hull w/ reverse chines
- Injected and level foam floatation
- Stainless Steel transom and bow eyes
- Treated 7-ply marine-grade plywood floor and decks
- EZ-clean Dura-Deck vinyl floor
- Large and practical slip-resistant side decks
- 3M highly reflective safety striping on Legend name
- Torsion beam energy transfer system

## PREFERRED EQUIPMENT PACKAGE

These features are typically optional on most comparable models, but come standard for you to enjoy on the 18 XTE.

	INCLUDED:
TILT STEERING	✓
SPACE-SAVING TRAILER SWING TONGUE	✓
EZ-LOAD TRAILER GUIDES	✓
4" FISH/DEPTH FINDER	✓
DRIVER'S SEAT SLIDER	✓
12 VOLT POWER OUTLET	✓
BIG WHEEL BACKSAVER JACK AND DOLLY	✓
2 DELUXE ROD HOLDERS	✓
LEGEND QUICK LATCH TIE DOWNS	✓

**For a Limited Time...You Pay: \$0.**



Add a MinnKota PowerDrive Trolling Motor



Add a MinnKota Terrova Trolling Motor

Looking for more information? See: Family and Fishing Boats Accessories | PG 67

Visit [legendboats.com](http://legendboats.com)  
TO SEE IT **UP CLOSE**



XTE-SERIES

# 18 XTE SPORT

With Mercury 90 ELPT 4-Stroke and Glide-on Trailer



SCAN THE QR CODE

with your mobile phone camera for your

**ALL-IN  
PRICE**

NO EXTRA FEES\*



## 50/50 SPLIT CONVERTA-BENCH.



1st position: Two comfortable seats for two comfortable people.



2nd position: Why choose? Split the bench halfway for both a casting deck and a comfy bench.

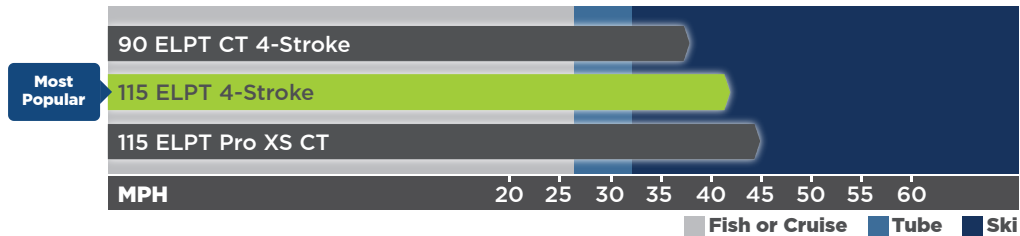


3rd position: Go all-in for a massive rear casting deck. There's no wrong way to use this 50/50 split bench.

## CHOOSE YOUR POWER



Upgrade from a 90 ELPT 4-Stroke



## SPECIFICATIONS

Length	17'6"	Beam	90"
Hull Depth	41"	Inside Depth	26"
Aluminum Thickness	0.100	Maximum Horsepower	150
Maximum Capacity	1744 lbs	Bottom Width	76"
Package Length	19'9"	Package Width	92"
Towing Weight	2484 lbs	Fuel Capacity	95 L

## TAKE A CLOSER LOOK

These details are what make the **Legend Difference**



Full stand-up all-weather top extends your boating season.



Lockable side storage fits rods up to 7'



Enjoy a tournament-sized livewell with separate bait bucket



Bluetooth stereo, fish/depth finder, and illuminated gauges and switches.



Aft swim platform for easy boarding.



All-weather protection. Available on 16 and 18 XTE Sport models only.

### WE'VE GOT YOU COVERED

**.100**  
GAUGE

**.100 Gauge**  
Perfect-Flex Aluminum



**All-Welded**  
Aluminum Hull



**Leakproof**  
For Life Warranty



**6YR**

**6-Year**  
WOWranty

## STANDARD FEATURES - ALWAYS INCLUDED

### ADDITIONAL FEATURES

- 6 Mooring Cleats or Handles
- Removable navigation and anchor lights
- Pre-wired for 12/24V electric trolling motor
- Built-in under-floor fuel tank - 95 L
- Automatic bilge pump

### DECKS AND STORAGE

- Large front casting deck w/ oversized storage
- Large rear casting deck w/ dual seat mounts and storage
- Port and starboard integral lockable rod boxes - 7'
- Perko T-handle flush locks and under rear seat storage
- Rear battery storage area
- 6 drink holders
- Lockable in-floor rod locker w/ tube holders for 6 rods

### SEATING

- Legend EZ-Flip Extenda-Deck Converta-Bench
- 4 on the floor seat base configuration
- Removable ErgoMax swivel chairs - 2

### LIVEWELL(S)

- Bow livewell - Aerated - 114 L
- Integrated bait bucket
- Threaded Sure-Lock stand pipe w/ overflow protection

### CONSOLE

- Deluxe Full-Vu console w/ woodgrain dash panels
- Deluxe passenger console w/ extra-large glove box
- Chrome-bezeled and backlit speedometer and tachometer
- EZ-reset circuit breakers, switches and gauges
- High profile clear-curved walk-through windshield

### CONSTRUCTION

- .100 gauge aluminum hull and bow rib construction
- 17° Deep-V hull w/ reverse chines
- Injected and level foam floatation
- Stainless Steel transom and bow eyes
- Treated 7-ply marine-grade plywood floor and decks
- EZ-clean Dura-Deck vinyl floor
- Large and practical slip-resistant side decks
- 3M highly reflective safety striping on Legend name
- Torsion beam energy transfer system

## PREFERRED EQUIPMENT PACKAGE

These features are typically optional on most comparable models, but come standard for you to enjoy on the 18 XTE SPORT.

INCLUDED:

FULL STAND-UP ALL-WEATHER TOP



TILT STEERING



SPACE-SAVING TRAILER SWING TONGUE



SWIM PLATFORM W/ FOLD DOWN STEP



EZ-LOAD TRAILER GUIDES



4" FISH/DEPTH FINDER



DRIVER'S SEAT SLIDER



12 VOLT POWER OUTLET



BIG WHEEL BACKSAVER JACK AND DOLLY



2 DELUXE ROD HOLDERS



LEGEND QUICK LATCH TIE DOWNS



**For a Limited Time...You Pay: \$0.**



Add a MinnKota PowerDrive Trolling Motor

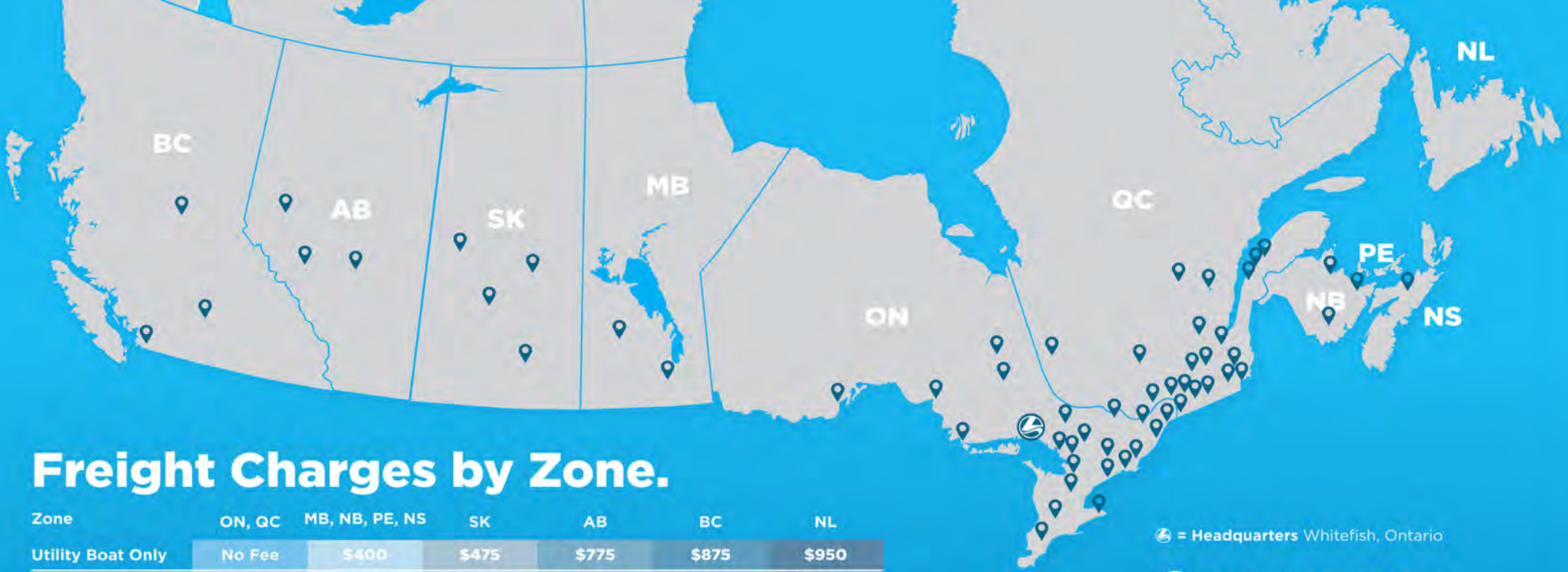


Add a MinnKota Terrova Trolling Motor

Looking for more information? See: Family and Fishing Boats Accessories | PG 67

Visit [legendboats.com](http://legendboats.com)  
TO SEE IT **UP CLOSE**





## Freight Charges by Zone.

Zone	ON, QC	MB, NB, PE, NS	SK	AB	BC	NL
Utility Boat Only	No Fee	\$400	\$475	\$775	\$875	\$950
Boat Package	No Fee	\$825	\$975	\$1,450	\$1,675	\$2,450

 = Headquarters Whitefish, Ontario



### Freight Surcharges:

Zone	ON, QC	MB, NB, PE, NS	SK	AB	BC	NL
Utility Boat Only	\$125	\$125	\$125	\$225	\$250	\$300
Boat Package	\$250	\$250	\$300	\$450	\$500	\$725

\*We only print one version of our catalogue for all of Canada. Customers outside of Ontario and Quebec will have a small fee for freight. Visit us at [legendboats.com](http://legendboats.com) for your local, ALL-IN, No-Fee Price including current promotions and current premium package pricing.

## No Fee Setup and Orientation

All of the components of your boat, motor, and trailer package have been specially chosen for compatibility. The professionals at your authorized Legend Dealership will help you select the proper motor and options for your package. They will then prepare your package to ensure proper and worry-free operation.

### Side console and full windshield models:

The setup includes the following items: control box, shift cables, starting battery, aluminum propeller, outboard installation and set-up. Your dealer will prepare your package and give you a full orientation to ensure trouble-free boating from day one.

### Tiller models and Utility models in packages:

The setup includes the following items: outboard installation and setup, propeller, fuel tank, starting battery on packages with electric start motor or utility boat models with lights or livewells. Your dealer will prepare your package and give you a full orientation to ensure trouble-free boating from day one.

\* Freight charges outside of Zone 1 (Ontario and Quebec), licenses, and taxes are extra on all prices. Delivery is available at an additional cost. Payments are calculated with licenses, bank registration charges, and taxes as your downpayment at 5.99% over 1,040 weeks for amounts \$23,000 and higher, 5.99% over 780 weeks for amounts between \$10,000 and \$22,999, and 7.99% over 364 weeks for amounts less than \$10,000 (at time of printing). All financing is OAC. Payments will vary by province. All Choose your power prices are in addition and only available with the purchase of the specific package they are listed with; they are not stand alone motor prices. Towing weights are approximate and are calculated based on a full tank of fuel and 200 pounds for batteries and gear. Speed tests were done with 2 persons, 50 pounds of gear and proper weight distribution. Actual performance may vary. Prices, rates and specifications are subject to change or error. Pictures may show options. Ask for complete details. All illustrations, photographs and specifications in this catalogue are based on the latest product information. See actual boat for complete accuracy. Legend reserves the right to make changes at any time, without notice, in prices, colours, materials, equipment, specifications and models, and to discontinue models or equipment. For information on accessories, contact your local Legend dealer.

Please refer to your provincial laws regarding trailer brakes and ensure that your boat package and tow vehicle comply with the regulations in the provinces you intend to travel in. Brakes may be required in certain circumstances and can be purchased as an option or your trailer model can be upgraded before delivery if brakes are not available on certain trailers. It is your sole responsibility to ensure you comply with all provincial brake requirements for vehicles and also that you always operate your tow vehicle safely. Legend Boats accepts no responsibility with regards to provincial compliance.

At [legendboats.com](http://legendboats.com), you'll find a fully-priced electronic version of our catalogue as well as additional pictures and special offers. Always distribute passengers and cargo evenly, wear a PFD and follow the rules for safe boating. Visit: [www.tc.gc.ca/boatingsafety](http://www.tc.gc.ca/boatingsafety)

# Choose Your Power.

Ask your Legend dealer to help you select the Mercury outboard that best suits your needs from the motor choices below. Use the chart that corresponds with the standard engine packaged with your boat model. Simply add the amount to the standard package price to have the motor that is perfect for you.

## FROM A 25 ELPT 4-STROKE TO

- 30 ELPT 4-Stroke
- 40 ELPT 4-Stroke
- 40 ELPT CT 4-Stroke
- 50 ELPT 4-Stroke
- 50 ELPT CT 4-Stroke

## FROM A 40 ELPT 4-STROKE TO

- 40 ELPT CT 4-Stroke
- 50 ELPT 4-Stroke
- 50 ELPT CT 4-Stroke
- 60 ELPT 4-Stroke
- 60 ELPT CT 4-Stroke
- 75 ELPT 4-Stroke
- 90 ELPT 4-Stroke
- 90 ELPT CT 4-Stroke

## FROM A 60 ELPT 4-STROKE TO

- 60 ELPT CT 4-Stroke
- 75 ELPT 4-Stroke
- 90 ELPT 4-Stroke
- 90 ELPT CT 4-Stroke

## FROM A 90 ELPT 4-STROKE TO

- 90 ELPT CT 4-Stroke
- 115 ELPT 4-Stroke
- 115 ELPT ProXS CT 4-Stroke
- 150L 4-Stroke
- 150L Pro XS including Hydraulic Steering and stainless steel propeller

## FROM A 90 EXLPT 4-STROKE TO

- 90 EXLPT CT 4-Stroke
- 115 EXLPT 4-Stroke
- 115 EXLPT ProXS CT 4-Stroke
- 150XL 4-Stroke
- 150XL Pro XS including Hydraulic Steering and stainless steel propeller

## FROM A 115 EXLPT 4-STROKE TO

- 115 EXLPT ProXS CT 4-Stroke
- 150XL 4-Stroke
- 150XL Pro XS including Hydraulic Steering and stainless steel propeller
- 175XL Pro XS including Hydraulic Steering and stainless steel propeller

E = Electric Start  
L = Long Shaft  
XL = Extra Long Shaft  
PT = Power Trim and Tilt  
CT = Command Thrust



# 6-YEAR WOWRANTY

**A warranty that makes you say wow!**

Sure we've always had the industry's best warranties on the structural parts of our boats, like the welds, main riveted seams, pontoon tubes, decks and transoms, but what about everything else in your boat? Well, most companies offer a 1 year warranty on the other stuff and some offer up to three years. Although this is very respectable, we figured we'd double that. Legend's 6 Year WOWranty covers most other components for 6 long years. That gives you a lot of worry-free, quality, memory-makin' time.

\*For more details, visit  
[www.legendboats.com/wowranty](http://www.legendboats.com/wowranty)



## **3-Year Mercury Warranty**

Every Mercury 4-Stroke outboard is backed by a 3-year standard limited warranty to give you peace of mind. Ask us about Mercury Product Protection to extend your Mercury Factory Warranty for up to 8 years.\*



## **Lifetime Floor Warranty**

A thicker floor means a stronger boat. With 7 layers, of marine grade plywood, each individually-treated, we can offer a lifetime warranty against rotting.\*



## **Legend Glide-On 5+1 Year Trailer Warranty**

Every Legend Glide-On trailer by Shoreland'r is backed by a 5 year frame warranty and 1-year complete tongue to tail light warranty.\*



## **All-Welded Series Leakproof For Life Warranty**

Every Legend All-Welded model carries our exciting and industry-leading Leakproof for Life Warranty. It is remarkably simple. It covers the entire structure of the hull against leaks through the hull for as long as you own the boat. In fact it's the kind of warranty you won't find on any other aluminum boat. Plus it is transferable, giving the second owner up to 10 years of protection.\*



## **Legend ProTech 5+1 Year Canvas Warranty**

Legend ProTech All-Synthetic Tear and Mildew-Resistant Material is backed by a 5 Year Warranty and guaranteed not to rot or fade for five years. Stitching, zippers, seams and other top components are covered for 1 year.\*



## **Riveted Series Lifetime Main Seam Warranty**

Each Riveted model has a Lifetime Main Seam Hull Warranty and an amazing 10 year warranty on most other hull components. This industry-leading warranty is transferable, giving the second owner up to 10 years of protection.\*



# Our Story

In 1968, two young friends, Vic Duhamel and Carl Dewar decided to start a business. Over the years, they sold products ranging from tires to RVs before realizing how much they loved helping people onto the water and into the boating lifestyle. There were two big issues that they found. Buying a boat was much too difficult, and there really wasn't a boat designed for the Canadian environment.

In 1986, with the goal of simplifying the ownership experience and offering a boat designed by Canadians and built for Canadians, Legend Boats was born. Vic and Carl started by creating affordable and complete boat, motor and trailer packages. They beefed up their boats with thicker aluminum and made full stand-up tops standard on every full windshield model. They wanted to make sure every Legend boat could handle the rugged Canadian climate while keeping boaters safe and comfortable.

Seven children and fifteen grandchildren later, Legend is proud to have the same owners and same focus on family values as it did over 36 years ago when Vic and Carl decided to dedicate their lives to making it easier and more affordable to get on the water. We can't wait to welcome you to the Legend Family so that you can start creating your memories!



**FAMILY AND FISHING BOATS**

**DECK BOATS**

**PONTOON BOATS**

EXPLORE ALL LEGEND PRODUCTS AT [LEGENDBOATS.COM](https://www.legendboats.com)

**Legend Boats Headquarters** | 4795 Regional Rd 55, Whitefish ON, POM 3E0 | Email: [info@legendboats.com](mailto:info@legendboats.com)