

XTR-SERIES



THE WATER WON'T KNOW WHAT HIT IT.

16 XTR SC Sport • 16 XTR • 18 XTR • 18 XTR Troller • 20 XTR Troller

We do things a little differently.

Is Legend Canadian?

Yes. We are a Canadian company. We live and play where you do. We understand boating in the unique Canadian wilderness. It's different here, and that's why each and every model is designed by Canadians and built for Canadians. From thicker aluminum to full stand-up tops, we make sure that Mother Nature is no match for your Legend.

Are Legend boats built in Canada?

Yes and No. Our product developers seek out quality manufacturers throughout North America who can produce in the most cost effective way. By outsourcing component manufacturing and then performing all final assembly, sales, service, and warranty right here in Canada, we ensure that the end product is fit for the Great Canadian outdoors.

It seems like everyone's warranty is pretty much the same. Is that the case?

Well, at first glance it appears that most companies are offering some sort of lifetime warranty, and it's easy to assume that all warranties are the same, but the devil is in the details. By details, we're talking about the fine print. Our **6 year WOWranty** combined with our **Lifetime** hull warranties give you the absolute best warranty coverage, bar none. Not only do we cover more stuff for longer, but the best part is that everything is taken care of right here in Canada.

Someone told me Legend boats are underpowered. Is that true?

No. You can actually power your boat with the engine of your choice. Each Legend boat model is designed and packaged with a Mercury motor large enough to get you and a friend on the water to experience the boating lifestyle with minimal investment. We understand that everyone's boating needs are different, and that the packaged motor may not suit your needs. That's why we make it easy to choose the perfect Mercury outboard to power all of your on-water activities. So, whether you want to troll all day, bring the kids tubing, cruise with your family or pull two water skiers, we'll help you select the engine that's just right.

Why do you only package your boats with Mercury outboards?

We partner exclusively with Mercury because of their proven quality, value, reliability, service and features. With the large number of clients we help onto the water each year in Canada, other outboard manufacturers would love us to package with their brand. Mercury appreciates our business so much, they offer us exclusive savings that we simply pass on to you. That's how we package with the oldest, largest, number one outboard engine brand at such an incredible price. On top of a great price, by purchasing a complete custom package you'll enjoy consistent performance and one-location servicing.

We give you the most standard equipment

We've outfitted our boats with more equipment for less. Things that you would have to pay thousands of dollars extra for with other brands are simply part of our value-packed models. Many of our Legend packages have standard features like Dura-deck vinyl floors, automatic bilge pumps, and a bunch of other great stuff that is optional in other brands. When it comes to value, we're proud to say that nobody compares. We have more equipment for less than any other brand!

You claim your quality is good but your prices are low. How is that possible?

You get what you pay for right? Well in most cases, yes. But at Legend, we never sacrifice quality in order to reduce cost. Our use of quality brand name products in our packages such as Shoreland'r trailers, MotorGuide trolling motors and Mercury outboards - the largest brands in boating - speak for themselves. To keep prices low, we build fewer models in higher volumes and package each model with the same popular features. By purchasing thousands of each component, such as full stand-up tops, fish finders and GPS', we can offer you unbelievably high quality at incredibly low prices. That's how we do it.



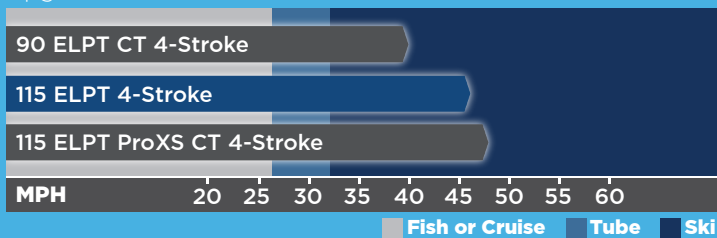


Let us help you choose the Mercury motor that's right for you!

- 1** Decide on the performance you want and which activities interest you most: Fish, Cruise, Tube or Ski.
- 2** Each boat shows a list of motor choices with speeds, pricing and weekly payments.
- 3** Choose the motor that gives you the speed and performance you desire that overlaps the activities you want to enjoy.

CHOOSE YOUR POWER

Upgrade from a 90 ELPT 4-Stroke to a:



Legendary Strength

Legend .100 Gauge Hull

While most aluminum boat companies use .058 to .090 gauge thickness on comparable models, our .100 gauge hulls are up to 73% thicker! With a super-thick .100 Gauge seamless hull bottom, your Legend boat will last longer with no potential for centre-seam leaks. While our .100 Gauge hulls provide unmatched thickness, our use of 5052 H34 cold-rolled aluminum provides the best combination of flexibility and strength.



Try it yourself at your local Legend Dealer

All-Welded Series Construction

All-Welded Series Transferrable Warranty

Every Legend All-Welded Series model carries our industry-leading Leakproof for Life Warranty. It is remarkably simple: it covers the entire structure of the hull against leaks through the hull for as long as you own the boat

Intelliflex Hull Construction

Flexes and adapts to the water by dissipating energy from waves evenly throughout the hull, eliminating any chance of problem areas developing over time.

Injected Level Floatation


Not only will every Legend float even when filled with water, the injected foam creates a solid sub-floor bond that strengthens the boat and provides a silky smooth and quiet ride. Foam is injected halfway up the side-wall for extreme strength. Knock on it and see!

2-Piece Hull with No Side Seams

Eliminates a common weak area that causes side seam leaking on other welded boats.

Exclusive Comfort Ride Deep-V hull

Provides a dry, smooth and comfortable ride each and every time in all conditions provided by our sharply angled bow, deep V and reverse chines.




Interlocking Bow Ribs

Overlap the front torsion system, eliminating a common weak point on most other aluminum boats.




Solid Locking Extrusions

Hold each thick hull piece into a solid center for unmatched durability. The center extrusion is over one inch thick providing an extremely solid 1,054 gauge impact zone. This means over 5 times the protection of double plated hulls.



Torsion Beam Energy Transfer System

Provides your boat with necessary flexing, while remaining light and strong.



Thick Lifetime Decking

With a Lifetime Warranty against rotting or warping and delamination. A thicker floor with 7 individually treated layers means a stronger boat.



Reverse Angled Chines

Are bottom side edges that angle downward to create lift in the back for faster planing and increased stability.



NAVIGATOR CONSOLE

You're armed with a built in 5" Colour GPS/fish finder with navigation, Bluetooth AM/FM stereo with MP3 port and 2 speakers, a multi-gauge and switches, all illuminated for early morning and late night trips.



FISHING SPACE

Huge casting deck. All-vinyl floors. Easy to clean: Just hose it down.



LIVEWELL

Aerated, tournament-size livewell, complete with separate bait bucket.



SAFE, LOCKABLE STORAGE

Side storage compartment that runs the entire length of the cockpit to keep everything from your rods to extra gear locked up and safe.



BOW CUSHIONS

Add optional bow cushions to the 16 XTR, 18 XTR, 18 XTR Troller, or 20 XTR Troller for the ultimate crossover.



18 AND 20 XTR TROLLER: FLEXIBLE BIG-WATER BACK END

Remove the two rear jump seats to create a safe, comfortable walk-in area for those rough downrigging days on the big water. A 25" Extra-Long transom increases rough water safety.

WE'VE GOT YOU COVERED

.100
GAUGE

.100 Gauge
Perfect-Flex Aluminum



All-Welded
Aluminum Hull



Leakproof
For Life Warranty

+

6YR

6-Year
WOWranty

XTR-SERIES

16 XTR SC SPORT

With Mercury 40 ELPT 4-Stroke and Glide-on Trailer



SCAN THE QR CODE

with your mobile phone camera for your

**ALL-IN
PRICE**

NO EXTRA FEES*



50/50 SPLIT CONVERTA-BENCH



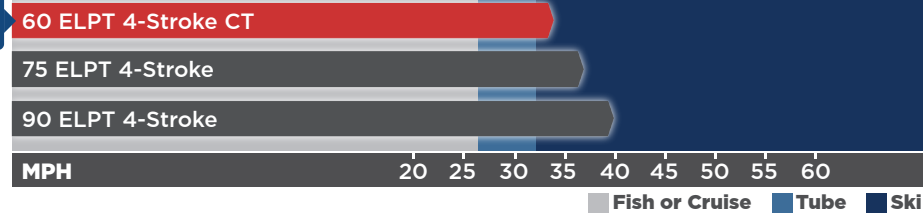
The EZ-Flip 50/50 Split Extenda-Deck Converta-Bench provides ample seating. It flips easily in seconds into a large rear casting deck for optimal space.

CHOOSE YOUR POWER

Upgrade from a 40 ELPT 4-Stroke



Most Popular



SPECIFICATIONS

Length	16'6"	Beam	82"
Hull Depth	37"	Inside Depth	25"
Aluminum Thickness	0.100	Maximum Horsepower	90
Maximum Capacity	1393 lbs	Bottom Width	69"
Package Length	18'4"	Package Width	82"
Towing Weight	1890 lbs	Fuel Capacity	42 L

TAKE A CLOSER LOOK

These details are what make the **Legend Difference**



Integrated swim platform makes it easy to jump in and out of the water.



Enjoy a tournament-sized livewell with separate bait bucket.



Safe lockable side storage for rods and gear.



Built-in Bluetooth stereo and fully illuminated gauges and switches.



GPS Fish and Depth Finder.



A super smooth ride

WE'VE GOT YOU COVERED

.100
GAUGE

.100 Gauge
Perfect-Flex Aluminum



All-Welded
Aluminum Hull



Leakproof
For Life Warranty



6YR

6-Year
WOWranty

STANDARD FEATURES - ALWAYS INCLUDED

ADDITIONAL FEATURES

- 5 Mooring Cleats or Handles
- Removable navigation and anchor lights
- Pre-wired for 12V electric trolling motor
- Under-floor fuel tank - 42 L
- Automatic bilge pump

DECKS AND STORAGE

- Large front casting deck w/ oversized storage
- Large rear casting deck w/ seat mount and storage
- Port and starboard integral lockable rod boxes - 7"
- Perko T-handle flush locks
- Rear battery storage area
- 5 drink holders

SEATING

- Legend EZ-Flip Extenda-Deck Converta-Bench
- 4 on the floor seat base configuration
- Removable ErgoMax swivel chairs - 2

LIVEWELL(S)

- Bow livewell - Aerated - 114 L
- Integrated bait bucket
- Threaded Sure-Lock stand pipe w/ overflow protection

CONSOLE

- Navigator console with built-in 5" GPS fishfinder
- Chrome-bezeled multi-function tachometer w/ fuel gauge
- EZ-reset circuit breakers, switches and gauges
- Horn

CONSTRUCTION

- .100 gauge super-thick two-piece alum. hull construction
- 10° Deep-V hull w/ reverse chines
- Injected and level foam flotation
- Stainless Steel transom and bow eyes
- Treated 7-ply marine-grade plywood floor and decks
- EZ-clean Dura-Deck vinyl floor
- Large and practical slip-resistant side decks
- 3M highly reflective safety striping on Legend name
- Torsion beam energy transfer system

PREFERRED EQUIPMENT PACKAGE

These features are typically optional on most comparable models, but come standard for you to enjoy on the 16 XTR SC SPORT.

INCLUDED:

BLUETOOTH AM/FM STEREO W/ MP3 PORT AND 2 SPEAKERS



IN-DASH 5" GPS FISH/DEPTH FINDER



INTERIOR LED AMBIENT LIGHTING



TILT STEERING



SPACE-SAVING TRAILER SWING TONGUE



SWIM PLATFORM W/ FOLD DOWN STEP



EZ-LOAD TRAILER GUIDES



DRIVER'S SEAT SLIDER



12 VOLT POWER OUTLET



BIG WHEEL BACKSAVER JACK AND DOLLY



LEGEND QUICK LATCH TIE DOWNS



For a Limited Time...You Pay: \$0.



Add a MinnKota PowerDrive Trolling Motor



Add a MinnKota Terrova Trolling Motor

Looking for more information? See: Family and Fishing Boats Accessories | PG 67

Visit legendboats.com
TO SEE IT **UP CLOSE**



XTR-SERIES
16 XTR

With Mercury 60 ELPT 4-Stroke and Glide-on Trailer



SCAN THE QR CODE
with your mobile phone camera for your

ALL-IN PRICE
NO EXTRA FEES*



50/50 SPLIT CONVERTA-BENCH.



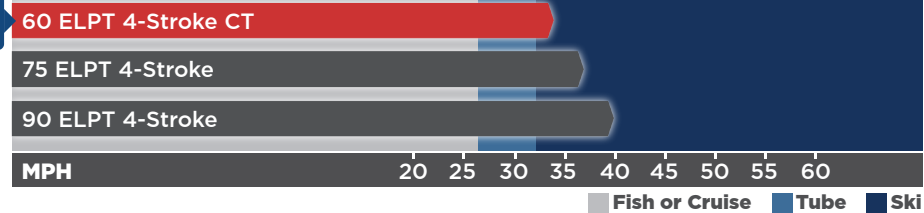
The EZ-Flip 50/50 Split Extenda-Deck Converta-Bench provides ample seating. It flips easily in seconds into a larger aft casting deck for optimal space.

CHOOSE YOUR POWER

Upgrade from a 60 ELPT 4-Stroke



Most Popular



SPECIFICATIONS

Length	16'6"	Beam	82"
Hull Depth	37"	Inside Depth	25"
Aluminum Thickness	0.100	Maximum Horsepower	90
Maximum Capacity	1393 lbs	Bottom Width	69"
Package Length	18'4"	Package Width	82"
Towing Weight	2190 lbs	Fuel Capacity	42 L

TAKE A CLOSER LOOK

These details are what make the **Legend Difference**



Bimini, full stand-up top and bow cover provide all-weather protection. **Included**



Add optional bow cushions for the ultimate crossover (#BC-16XTR).



Lockable side storage.



Bow casting deck with tournament-sized livewell and hidden storage.



Bluetooth stereo, GPS fish/depth finder, and illuminated gauges and switches.



Add an optional removable solid brushed-aluminum ski pylon (#30900430).

WE'VE GOT YOU COVERED

.100
GAUGE

.100 Gauge
Perfect-Flex Aluminum



All-Welded
Aluminum Hull



Leakproof
For Life Warranty



6YR

6-Year
WOWranty

PREFERRED EQUIPMENT PACKAGE

These features are typically optional on most comparable models, but come standard for you to enjoy on the 16 XTR.

INCLUDED:

FULL STAND-UP ALL-WEATHER TOP



BOW CONTOURED BACKRESTS



IN-DASH 5" GPS FISH/DEPTH FINDER



BLUETOOTH AM/FM STEREO W/ MP3 PORT AND 2 SPEAKERS



INTERIOR LED AMBIENT LIGHTING



TILT STEERING



SPACE-SAVING TRAILER SWING TONGUE



SWIM PLATFORM W/ FOLD DOWN STEP



EZ-LOAD TRAILER GUIDES



DRIVER'S SEAT SLIDER



12 VOLT POWER OUTLET



BIG WHEEL BACKSAVER JACK AND DOLLY



LEGEND QUICK LATCH TIE DOWNS



For a Limited Time...You Pay: \$0.

STANDARD FEATURES - ALWAYS INCLUDED

ADDITIONAL FEATURES

- 5 Mooring Cleats or Handles
- Removable navigation and anchor lights
- Pre-wired for 12V electric trolling motor
- Under-floor fuel tank - 42 L
- Automatic bilge pump

DECKS AND STORAGE

- Large front casting deck w/ oversized storage
- Large rear casting deck w/ dual seat mounts and storage
- Port and starboard integral lockable rod boxes - 7"
- Perko T-handle flush locks
- Rear battery storage area
- 6 drink holders

SEATING

- Legend EZ-Flip Extenda-Deck Converta-Bench
- 4 on the floor seat base configuration
- Removable ErgoMax swivel chairs - 2

LIVWELL(S)

- Bow livewell - Aerated - 114 L
- Integrated bait bucket
- Threaded Sure-Lock stand pipe w/ overflow protection

CONSOLE

- Navigator console with built-in 5" GPS fishfinder
- Deluxe passenger console w/ extra-large glove box
- Chrome-bezeled multi-function tachometer w/ fuel gauge
- EZ-reset circuit breakers, switches and gauges
- High profile clear-curved walk-through windshield
- Horn

CONSTRUCTION

- .100 gauge super-thick two-piece alum. hull construction
- 10° Deep-V hull w/ reverse chines
- Injected and level foam floatation
- Stainless Steel transom and bow eyes
- Treated 7-ply marine-grade plywood floor and decks
- EZ-clean Dura-Deck vinyl floor
- Large and practical slip-resistant side decks
- 3M highly reflective safety striping on Legend name
- Torsion beam energy transfer system



Add a MinnKota PowerDrive Trolling Motor



Add a MinnKota Terrova Trolling Motor

Looking for more information? See: Family and Fishing Boats Accessories | PG 67

Visit legendboats.com

TO SEE IT **UP CLOSE**



XTR-SERIES
18 XTR

With Mercury 90 ELPT 4-Stroke and Glide-on Trailer



SCAN THE QR CODE

with your mobile phone camera for your

**ALL-IN
PRICE**

NO EXTRA FEES*



50/50 SPLIT CONVERTA-BENCH.

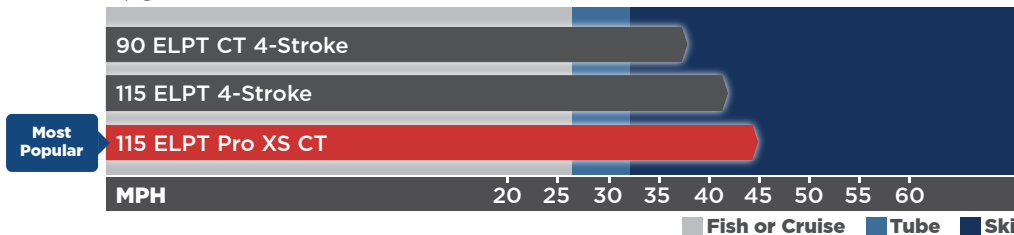


The EZ-Flip 50/50 Split Extenda-Deck Converta-Bench provides ample seating. It flips easily in seconds into a large rear casting deck for optimal space.

CHOOSE YOUR POWER



Upgrade from a 90 ELPT 4-Stroke



SPECIFICATIONS

Length	17'6"	Beam	90"
Hull Depth	41"	Inside Depth	26"
Aluminum Thickness	0.100	Maximum Horsepower	150
Maximum Capacity	1744 lbs	Bottom Width	76"
Package Length	19'9"	Package Width	92"
Towing Weight	2654 lbs	Fuel Capacity	95 L

TAKE A CLOSER LOOK

These details are what make the **Legend Difference**



Bimini, full stand-up top and bow cover provide all-weather protection. **Included**



Add optional bow cushions for the ultimate crossover (#BC-18XTR).



Lockable side storage.



Tournament-sized livewell with separate bait bucket.



Bluetooth stereo, GPS fish/depth finder, and illuminated gauges and switches.



Add an optional removable solid brushed-aluminum ski pylon (#30900430).

WE'VE GOT YOU COVERED

.100
GAUGE

.100 Gauge
Perfect-Flex Aluminum



All-Welded
Aluminum Hull



Leakproof
For Life Warranty



6YR

6-Year
WOWranty

STANDARD FEATURES - ALWAYS INCLUDED

ADDITIONAL FEATURES

- 5 Mooring Cleats or Handles
- Removable navigation and anchor lights
- Pre-wired for 12/24V electric trolling motor
- Built-in under-floor fuel tank - 95 L
- Automatic bilge pump

DECKS AND STORAGE

- Large front casting deck w/ oversized storage
- Large rear casting deck w/ dual seat mounts and storage
- Port and starboard integral lockable rod boxes - 7"
- Perko T-handle flush locks and under rear seat storage
- Rear battery storage area
- 6 drink holders
- Lockable in-floor rod locker w/ tube holders for 6 rods

SEATING

- EZ-Fold Extenda-Deck Converta-Bench
- 4 on the floor seat base configuration
- Removable ErgoMax swivel chairs - 2

LIVEWELL(S)

- Bow livewell - Aerated - 114 L
- Stern livewell - Aerated - 45 L
- Integrated bait bucket
- Threaded Sure-Lock stand pipe w/ overflow protection

CONSOLE

- Navigator console with built-in 5" GPS fishfinder
- Deluxe passenger console w/ extra-large glove box
- Chrome-bezeled multi-function tachometer w/ fuel gauge
- EZ-reset circuit breakers, switches and gauges
- High profile clear-curved walk-through windshield
- Horn

CONSTRUCTION

- .100 gauge aluminum hull and bow rib construction
- 17° Deep-V hull w/ reverse chines
- Injected and level foam floatation
- Stainless Steel transom and bow eyes
- Treated 7-ply marine-grade plywood floor and decks
- EZ-clean Dura-Deck vinyl floor
- Large and practical slip-resistant side decks
- 3M highly reflective safety striping on Legend name
- Torsion beam energy transfer system

PREFERRED EQUIPMENT PACKAGE

These features are typically optional on most comparable models, but come standard for you to enjoy on the 18 XTR.

INCLUDED:

FULL STAND-UP ALL-WEATHER TOP



BOW CONTOURED BACKRESTS



IN-DASH 5" GPS FISH/DEPTH FINDER



BLUETOOTH AM/FM STEREO W/ MP3 PORT AND 2 SPEAKERS



INTERIOR LED AMBIENT LIGHTING



TILT STEERING



SPACE-SAVING TRAILER SWING TONGUE



SWIM PLATFORM W/ FOLD DOWN STEP



EZ-LOAD TRAILER GUIDES



DRIVER'S SEAT SLIDER



12 VOLT POWER OUTLET



BIG WHEEL BACKSAVER JACK AND DOLLY



LEGEND QUICK LATCH TIE DOWNS



For a Limited Time...You Pay: \$0.



Add a MinnKota PowerDrive Trolling Motor



Add a MinnKota Terrova Trolling Motor

Looking for more information? See: Family and Fishing Boats Accessories | PG 67

Visit legendboats.com

TO SEE IT **UP CLOSE**



XTR-SERIES

18 XTR TROLLER

With Mercury 90 EXLPT 4-Stroke and Glide-on Trailer



SCAN THE QR CODE

with your mobile phone camera for your

**ALL-IN
PRICE**

NO EXTRA FEES*



BUILT FOR BIG WATER ADVENTURE



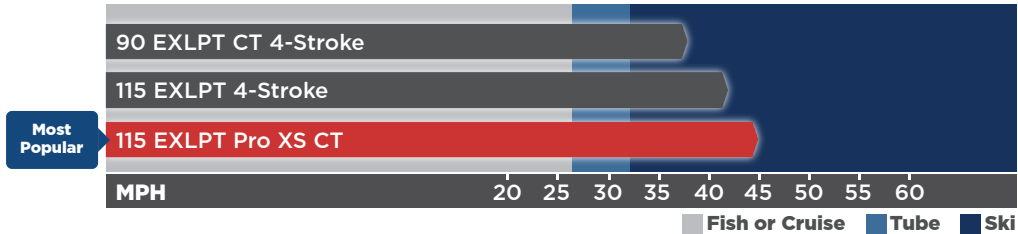
Rear fishing area features rod holders and ample storage for all of your gear



Remove the rear jump seats for a comfortable walk-in downrigging area

CHOOSE YOUR POWER

Upgrade from a 90 EXLPT 4-Stroke



SPECIFICATIONS

Length	17'6"	Beam	90"
Hull Depth	41"	Inside Depth	26"
Aluminum Thickness	0.100	Maximum Horsepower	150
Maximum Capacity	1744 lbs	Bottom Width	76"
Package Length	19'9"	Package Width	92"
Towing Weight	2553 lbs	Fuel Capacity	95 L

TAKE A CLOSER LOOK

These details are what make the **Legend Difference**



Add up to two optional downriggers for the ultimate fishing boat..



Bimini, full stand-up top and bow cover provide all-weather protection. **Included**



Keep 6 rods out of the way with lockable in-floor rod storage.



Bluetooth stereo, GPS fish/depth finder, and illuminated gauges and switches.



Add optional bow cushions for the ultimate crossover (#BC-18XTR).



Enjoy a tournament-sized livewell with separate bait bucket.

WE'VE GOT YOU COVERED

.100
GAUGE

.100 Gauge
Perfect-Flex Aluminum



All-Welded
Aluminum Hull



Leakproof
For Life Warranty



6YR

6-Year
WOWranty

STANDARD FEATURES - ALWAYS INCLUDED

ADDITIONAL FEATURES

- Automatic bilge pump
- Big Wheel Backsaver Jack and Dolly
- Straight-line trailer load guides
- Legend Quick Latch Tie Downs
- Navigator console w/ built-in 5" GPS Fishfinder
- 2 Deluxe Rod Holders

SAFETY

- Rear swim platform

DECKS AND STORAGE

- Port and starboard rod boxes
- In-floor rod locker

SEATING

- EZ-Fold Extenda-Deck Converta-Bench
- 2 Premium Contour Swivel Chairs
- Bow Contoured Backrests
- Driver's Seat Slider

LIVEWELL(S)

- Bow livewell - Aerated - 114 L

CONSOLE

- Navigator console with built-in 5" GPS fishfinder
- Fuel Gauge
- Voltmeter
- Tachometer
- Speedometer
- Horn
- EZ Reset Circuit Breakers
- Illuminated switches and gauges

CONSTRUCTION

- .100 gauge super-thick two-piece alum. hull construction
- 2-piece hull w/ no side seams
- H34 PerfectFlex aluminum
- Torsion beam hull construction
- Injected level floatation
- 7 layer, individually treated plywood floor
- Interlocking bow ribs
- Internal lateral support ribs spaced 9" apart
- Lap-straked sidewalls
- Intelliflex hull construction
- Solid locking extrusions
- 17° Deep-V hull w/ reverse chines
- 5 chrome mooring cleats

PREFERRED EQUIPMENT PACKAGE

These features are typically optional on most comparable models, but come standard for you to enjoy on the 18 XTR TROLLER.

INCLUDED:

FULL STAND-UP ALL-WEATHER TOP



BOW CONTOURED BACKRESTS



IN-DASH 5" GPS FISH/DEPTH FINDER



BLUETOOTH AM/FM STEREO W/ MP3 PORT AND 2 SPEAKERS



INTERIOR LED AMBIENT LIGHTING



TILT STEERING



SPACE-SAVING TRAILER SWING TONGUE



SWIM PLATFORM W/ FOLD DOWN STEP



EZ-LOAD TRAILER GUIDES



DRIVER'S SEAT SLIDER



12 VOLT POWER OUTLET



BIG WHEEL BACKSAVER JACK AND DOLLY



LEGEND QUICK LATCH TIE DOWNS



For a Limited Time...You Pay: \$0.



Add a MinnKota PowerDrive Trolling Motor



Add a MinnKota Terrova Trolling Motor

Looking for more information? See: Family and Fishing Boats Accessories | PG 67

Visit legendboats.com
TO SEE IT UP CLOSE



XTR-SERIES 20 XTR TROLLER

With Mercury 115 EXLPT 4-Stroke and Glide-on Trailer



SCAN THE QR CODE

with your mobile phone camera for your

**ALL-IN
PRICE**

NO EXTRA FEES*



Shown with two optional downriggers.

BUILT FOR BIG WATER ADVENTURE



Rear fishing area features rod holders and ample storage for all of your gear



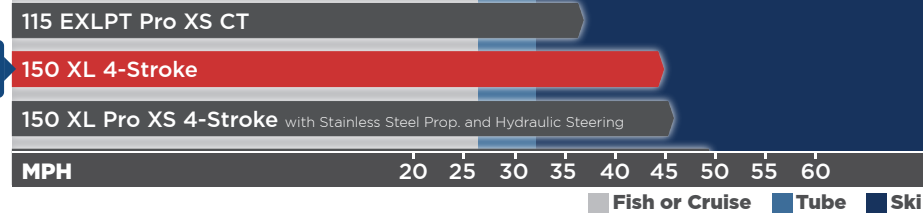
Remove the rear jump seats for a comfortable walk-in downrigging area

CHOOSE YOUR POWER

Upgrade from a 115 EXLPT 4-Stroke



Most Popular



SPECIFICATIONS

Length	19'6"	Beam	97"
Hull Depth	45"	Inside Depth	31"
Aluminum Thickness	0.100	Maximum Horsepower	175
Maximum Capacity	1949 lbs	Bottom Width	76"
Package Length	21'1"	Package Width	100"
Towing Weight	2996 lbs	Fuel Capacity	132 L

TAKE A CLOSER LOOK

These details are what make the **Legend Difference**



Add up to two optional downriggers for the ultimate fishing boat..



Keep all your rods ready to go with port and starboard rod storage.



20 XTR in-floor rod storage.



Enjoy a massive tournament-sized livewell and all-vinyl floors.



Keep your boat clean with the EZ-clean washdown system.



Bimini, full stand-up top and bow cover provide all-weather protection. **Included**

WE'VE GOT YOU COVERED

.100
GAUGE

.100 Gauge
Perfect-Flex Aluminum



All-Welded
Aluminum Hull



Leakproof
For Life Warranty

+

6YR

6-Year
WOWranty

STANDARD FEATURES - ALWAYS INCLUDED

ADDITIONAL FEATURES

- 5 Mooring Cleats or Handles
- Removable navigation and anchor lights
- Pre-wired for 12/24V electric trolling motor
- Built-in under-floor fuel tank - 132 L
- Automatic bilge pump

DECKS AND STORAGE

- Large front casting deck w/ oversized storage
- Perko T-handle flush locks and under rear seat storage
- Rear battery storage area
- 6 drink holders
- Lockable in-floor rod locker w/ tube holders for 6 rods

SEATING

- 4 on the floor seat base configuration
- Removable ErgoMax swivel chairs - 2
- Deluxe Reclining Ergomax Captain's Chair w/ Headrest

LIVEWELL(S)

- Aerated bow livewell - 140 L
- Threaded Sure-Lock stand pipe w/ overflow protection

CONSOLE

- Navigator console with built-in 5" GPS fishfinder
- Deluxe passenger console w/ extra-large glove box
- Chrome-bezeled multi-function tachometer w/ fuel gauge
- EZ-reset circuit breakers, switches and gauges
- High profile clear-curved walk-through windshield
- Horn

CONSTRUCTION

- .100 gauge super-thick two-piece alum. hull construction
- 17° Deep-V hull w/ reverse chines
- Injected and level foam floatation
- Stainless Steel transom and bow eyes
- Treated 7-ply marine-grade plywood floor and decks
- EZ-clean Dura-Deck vinyl floor
- Large and practical slip-resistant side decks
- 3M highly reflective safety striping on Legend name
- Torsion beam energy transfer system

PREFERRED EQUIPMENT PACKAGE

These features are typically optional on most comparable models, but come standard for you to enjoy on the 20 XTR TROLLER.

INCLUDED:

FULL STAND-UP ALL-WEATHER TOP



DELUXE RECLINING ERGOMAX CAPTAIN'S CHAIR W/ HEADREST



EZ-CLEAN WASHDOWN SYSTEM



BOW CONTOURED BACKRESTS



IN-DASH 5" GPS FISH/DEPTH FINDER



BLUETOOTH AM/FM STEREO W/ MP3 PORT AND 2 SPEAKERS



INTERIOR LED AMBIENT LIGHTING



TILT STEERING



SPACE-SAVING TRAILER SWING TONGUE



SWIM PLATFORM W/ FOLD DOWN STEP



EZ-LOAD TRAILER GUIDES



DRIVER'S SEAT SLIDER



12 VOLT POWER OUTLET



BIG WHEEL BACKSAVER JACK AND DOLLY



LEGEND QUICK LATCH TIE DOWNS



For a Limited Time...You Pay: \$0.



Add a Pro Kicker Package with 9.9 EXLPT 4-stroke CT and side mount control.

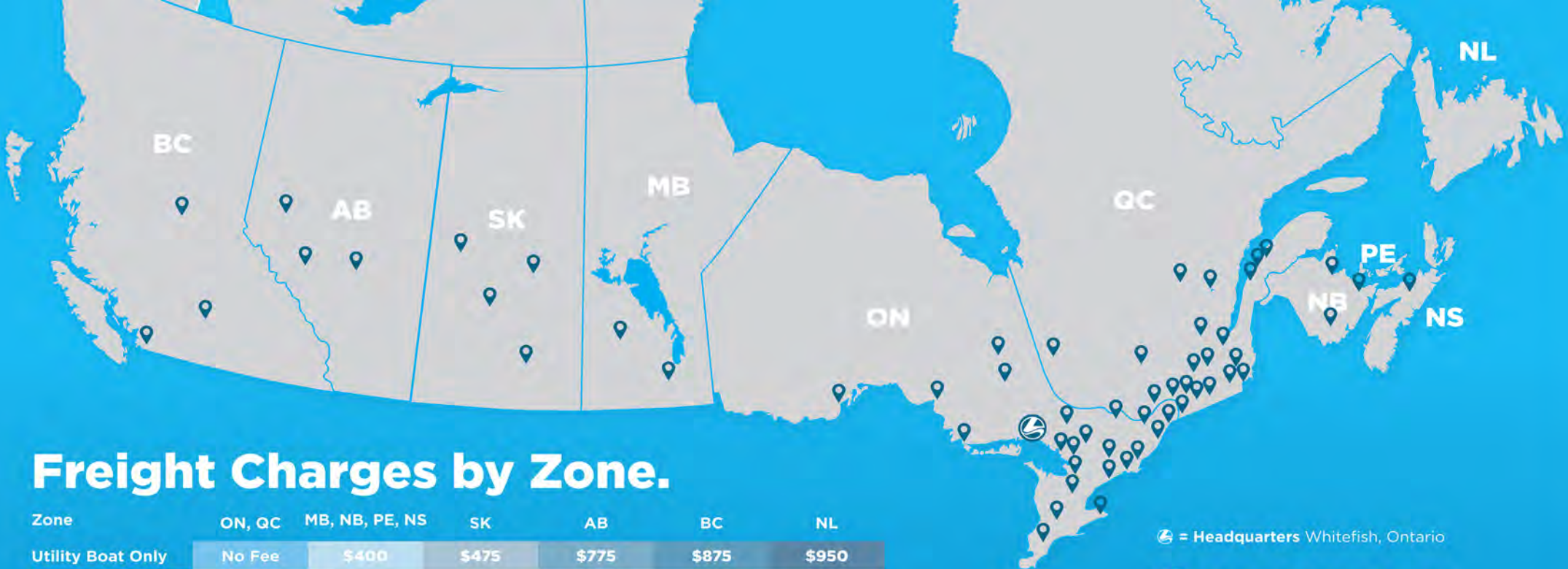


Add a MinnKota Terrova Trolling Motor

Looking for more information? See: Family and Fishing Boats Accessories | PG 67

Visit legendboats.com
TO SEE IT **UP CLOSE**





Freight Charges by Zone.

Zone	ON, QC	MB, NB, PE, NS	SK	AB	BC	NL
Utility Boat Only	No Fee	\$400	\$475	\$775	\$875	\$950
Boat Package	No Fee	\$825	\$975	\$1,450	\$1,675	\$2,450

 = Headquarters Whitefish, Ontario



Freight Surcharges:

Zone	ON, QC	MB, NB, PE, NS	SK	AB	BC	NL
Utility Boat Only	\$125	\$125	\$125	\$225	\$250	\$300
Boat Package	\$250	\$250	\$300	\$450	\$500	\$725

*We only print one version of our catalogue for all of Canada. Customers outside of Ontario and Quebec will have a small fee for freight. Visit us at legendboats.com for your local, ALL-IN, No-Fee Price including current promotions and current premium package pricing.

No Fee Setup and Orientation

All of the components of your boat, motor, and trailer package have been specially chosen for compatibility. The professionals at your authorized Legend Dealership will help you select the proper motor and options for your package. They will then prepare your package to ensure proper and worry-free operation.

Side console and full windshield models:

The setup includes the following items: control box, shift cables, starting battery, aluminum propeller, outboard installation and set-up. Your dealer will prepare your package and give you a full orientation to ensure trouble-free boating from day one.

Tiller models and Utility models in packages:

The setup includes the following items: outboard installation and setup, propeller, fuel tank, starting battery on packages with electric start motor or utility boat models with lights or livewells. Your dealer will prepare your package and give you a full orientation to ensure trouble-free boating from day one.

* Freight charges outside of Zone 1 (Ontario and Quebec), licenses, and taxes are extra on all prices. Delivery is available at an additional cost. Payments are calculated with licenses, bank registration charges, and taxes as your downpayment at 5.99% over 1,040 weeks for amounts \$23,000 and higher, 5.99% over 780 weeks for amounts between \$10,000 and \$22,999, and 7.99% over 364 weeks for amounts less than \$10,000 (at time of printing). All financing is OAC. Payments will vary by province. All Choose your power prices are in addition and only available with the purchase of the specific package they are listed with; they are not stand alone motor prices. Towing weights are approximate and are calculated based on a full tank of fuel and 200 pounds for batteries and gear. Speed tests were done with 2 persons, 50 pounds of gear and proper weight distribution. Actual performance may vary. Prices, rates and specifications are subject to change or error. Pictures may show options. Ask for complete details. All illustrations, photographs and specifications in this catalogue are based on the latest product information. See actual boat for complete accuracy. Legend reserves the right to make changes at any time, without notice, in prices, colours, materials, equipment, specifications and models, and to discontinue models or equipment. For information on accessories, contact your local Legend dealer.

Please refer to your provincial laws regarding trailer brakes and ensure that your boat package and tow vehicle comply with the regulations in the provinces you intend to travel in. Brakes may be required in certain circumstances and can be purchased as an option or your trailer model can be upgraded before delivery if brakes are not available on certain trailers. It is your sole responsibility to ensure you comply with all provincial brake requirements for vehicles and also that you always operate your tow vehicle safely. Legend Boats accepts no responsibility with regards to provincial compliance.

At legendboats.com, you'll find a fully-priced electronic version of our catalogue as well as additional pictures and special offers. Always distribute passengers and cargo evenly, wear a PFD and follow the rules for safe boating. Visit: www.tc.gc.ca/boatingsafety

Choose Your Power.

Ask your Legend dealer to help you select the Mercury outboard that best suits your needs from the motor choices below. Use the chart that corresponds with the standard engine packaged with your boat model. Simply add the amount to the standard package price to have the motor that is perfect for you.

FROM A 25 ELPT 4-STROKE TO

- 30 ELPT 4-Stroke
- 40 ELPT 4-Stroke
- 40 ELPT CT 4-Stroke
- 50 ELPT 4-Stroke
- 50 ELPT CT 4-Stroke

FROM A 40 ELPT 4-STROKE TO

- 40 ELPT CT 4-Stroke
- 50 ELPT 4-Stroke
- 50 ELPT CT 4-Stroke
- 60 ELPT 4-Stroke
- 60 ELPT CT 4-Stroke
- 75 ELPT 4-Stroke
- 90 ELPT 4-Stroke
- 90 ELPT CT 4-Stroke

FROM A 60 ELPT 4-STROKE TO

- 60 ELPT CT 4-Stroke
- 75 ELPT 4-Stroke
- 90 ELPT 4-Stroke
- 90 ELPT CT 4-Stroke

FROM A 90 ELPT 4-STROKE TO

- 90 ELPT CT 4-Stroke
- 115 ELPT 4-Stroke
- 115 ELPT ProXS CT 4-Stroke
- 150L 4-Stroke
- 150L Pro XS including Hydraulic Steering and stainless steel propeller

FROM A 90 EXLPT 4-STROKE TO

- 90 EXLPT CT 4-Stroke
- 115 EXLPT 4-Stroke
- 115 EXLPT ProXS CT 4-Stroke
- 150XL 4-Stroke
- 150XL Pro XS including Hydraulic Steering and stainless steel propeller

FROM A 115 EXLPT 4-STROKE TO

- 115 EXLPT ProXS CT 4-Stroke
- 150XL 4-Stroke
- 150XL Pro XS including Hydraulic Steering and stainless steel propeller
- 175XL Pro XS including Hydraulic Steering and stainless steel propeller

E = Electric Start
L = Long Shaft
XL = Extra Long Shaft
PT = Power Trim and Tilt
CT = Command Thrust



6-YEAR WOWRANTY

A warranty that makes you say wow!

Sure we've always had the industry's best warranties on the structural parts of our boats, like the welds, main riveted seams, pontoon tubes, decks and transoms, but what about everything else in your boat? Well, most companies offer a 1 year warranty on the other stuff and some offer up to three years. Although this is very respectable, we figured we'd double that. Legend's 6 Year WOWranty covers most other components for 6 long years. That gives you a lot of worry-free, quality, memory-makin' time.

*For more details, visit
www.legendboats.com/wowranty



3-Year Mercury Warranty

Every Mercury 4-Stroke outboard is backed by a 3-year standard limited warranty to give you peace of mind. Ask us about Mercury Product Protection to extend your Mercury Factory Warranty for up to 8 years.*



Lifetime Floor Warranty

A thicker floor means a stronger boat. With 7 layers, of marine grade plywood, each individually-treated, we can offer a lifetime warranty against rotting.*



Legend Glide-On 5+1 Year Trailer Warranty

Every Legend Glide-On trailer by Shoreland'r is backed by a 5 year frame warranty and 1-year complete tongue to tail light warranty.*




All-Welded Series Leakproof For Life Warranty

Every Legend All-Welded model carries our exciting and industry-leading Leakproof for Life Warranty. It is remarkably simple. It covers the entire structure of the hull against leaks through the hull for as long as you own the boat. In fact it's the kind of warranty you won't find on any other aluminum boat. Plus it is transferable, giving the second owner up to 10 years of protection.*



Legend ProTech 5+1 Year Canvas Warranty

Legend ProTech All-Synthetic Tear and Mildew-Resistant Material is backed by a 5 Year Warranty and guaranteed not to rot or fade for five years. Stitching, zippers, seams and other top components are covered for 1 year.*



Riveted Series Lifetime Main Seam Warranty

Each Riveted model has a Lifetime Main Seam Hull Warranty and an amazing 10 year warranty on most other hull components. This industry-leading warranty is transferable, giving the second owner up to 10 years of protection.*



Our Story

In 1968, two young friends, Vic Duhamel and Carl Dewar decided to start a business. Over the years, they sold products ranging from tires to RVs before realizing how much they loved helping people onto the water and into the boating lifestyle. There were two big issues that they found. Buying a boat was much too difficult, and there really wasn't a boat designed for the Canadian environment.

In 1986, with the goal of simplifying the ownership experience and offering a boat designed by Canadians and built for Canadians, Legend Boats was born. Vic and Carl started by creating affordable and complete boat, motor and trailer packages. They beefed up their boats with thicker aluminum and made full stand-up tops standard on every full windshield model. They wanted to make sure every Legend boat could handle the rugged Canadian climate while keeping boaters safe and comfortable.

Seven children and fifteen grandchildren later, Legend is proud to have the same owners and same focus on family values as it did over 36 years ago when Vic and Carl decided to dedicate their lives to making it easier and more affordable to get on the water. We can't wait to welcome you to the Legend Family so that you can start creating your memories!



FAMILY AND FISHING BOATS

DECK BOATS

PONTOON BOATS

EXPLORE ALL LEGEND PRODUCTS AT [LEGENDBOATS.COM](https://www.legendboats.com)

Legend Boats Headquarters | 4795 Regional Rd 55, Whitefish ON, POM 3E0 | Email: info@legendboats.com